



**KHSAA TITLE IX  
ANNUAL REPORT SUBMISSION  
STATUS REPORT  
2007-2008**

KHSAA  
Form T65  
Revised 3/08

TO: KHSAA Member School Superintendents, Principals, and Athletic Directors

FROM: Brigid L. DeVries, Commissioner  
Larry Boucher, Assistant Commissioner

Date: 5/28/2008

School	Paul Lawrence Dunbar	Reviewed by	Jenny McCarty
--------	----------------------	-------------	---------------

The following is a status report regarding the required 2007 - 2008 Title IX Annual Report submission of forms due into the KHSAA office by April 15, 2008. Appropriate KHSAA Audit Team personnel have reviewed these forms and the following is a summary of this review.

I. Checklist of Forms properly submitted in a satisfactory manner:

X	GE 19 (Annual Verification)	X	T-35 (Budget Expenses)
X	T-1 (Summary Program Chart 1)	X	T-36 (Budget Expenses)
X	T-2 (Summary Program Chart 2)	X	T-41 (Checklist – Overall Interscholastic Program)
X	T-3 (Summary Program Chart 3)	X	T-60 (Corrective Action Plan)
x	T-4 (Summary Program Chart 4)	x	T-63 (Interscholastic Survey Results)

II. Status

A	X	2007 – 2008 Forms are satisfactory and no further information or action is necessary at this time.
B		Errors have been noted with respect to the following forms:
C		The following forms were omitted and must be submitted by school representatives:
D		According to the 2007-2008 data, the school appears to be meeting the standards established in: <input type="checkbox"/> Test 1 (Athletic participation is proportionate to enrollment) <input type="checkbox"/> Test 2 (History and continuing practice of program expansion) <input checked="" type="checkbox"/> Test 3 (Full and effective accommodation of interests and abilities)
E	X	Other Recommendation and Comments: <ul style="list-style-type: none"> <li>• Expenditures for athletics should be closely monitored by your Gender Equity Review Committee. It appears that your school is beginning to show a pattern of spending that would indicate an inequity in benefits provided for female participants. This should be an item added to your corrective action plan for next year. Please submit the minutes of your Gender Equity Review Committee to the KHSAA with your annual report to verify you have addressed this concern. Your committee should review the past three year's reports to analyze your spending patterns.</li> <li>• Your student survey should not include those students in the 12<sup>th</sup> grade.</li> <li>• Your Gender Equity Committee would be enhanced by the addition of coaches of both male and female sports.</li> </ul>

	<ul style="list-style-type: none"><li>• Please review your awards policies. Your report did not show expenditures for awards for all sports. If your school does not have such a policy then that should be an item for consideration for your Gender Equity Committee</li><li>• There appears to be a disparity in the number of coaches for male sports. You reported that there are 3 coaches for girls' basketball and 4 for boys' basketball with the same number of teams offered. You also report that there are 6 coaches for baseball and 3 for softball with the same number of teams offered. There are also 5 coaches for boys' soccer and 3 for girls' soccer. This disparity appears to indicate an inequity in coaching benefits proved for your female athletes in these sports. Your Gender Equity Committee should address this concern as well.</li><li>• Please submit to the KHSAA the minutes of your Gender Equity Review Committee next year with your annual report so that auditors can determine if you have addressed the above concerns.</li></ul>
--	---



**2007-2008 INTERSCHOLASTIC  
ATHLETICS SURVEY**  
Summary of Student Responses

KHSAA  
Form T63  
Rev.12/07

School Name: Paul Laurence Dunbar High School  
 Enrollment  
 (9-12 Grade): 2119 (SHOULD AGREE WITH FORM T-1, COLUMN 1, ROW 3)  
 Number of 9-11 Grade Students Surveyed: 2052  
 Number of 8<sup>th</sup> Grade Students Surveyed: 0  
 Date: September 2007  
 Completed By: Emily Coleman

**Instructions:**

1. Summarize the Student Athletics Interest Surveys Form T-61 by listing the total number of responses on the line next to each sport.
2. Under the Other Category please provide a listing of the sports as well as the number of students who are interested in participating.
3. Please sign and date this Summary Form (T-63) and mail this Summary Form only to the KHSAA by April 15, 2008. Do not mail the student surveys (Form T-61). However, these Forms should be maintained in your files in the event they are requested subsequently.

2119 Number of Surveys  
2052 Total Returned (*A minimum of 80% return is expected*)  
9-12 Grades Surveyed (*Should be grades 9-11 and 8<sup>th</sup> grade if school has a feeder system*)

How Was The Survey Administered? Home Room  
 (e.g. was it given in all English classes, or all home rooms, or advisee/advisor?)

**KHSAA Sanctioned Fall Sports** (*List Total Number of Participation Responses*)

36 Cross Country (Girls)  
44 Cross Country (Boys)  
122 Football (Boys)  
9 Golf (Girls)  
16 Golf (Boys)  
38 Soccer (Girls)  
49 Soccer (Boys)  
38 Volleyball (Girls)

**Winter Sport** (*List Total Number of Participation Responses*)

Form T-63  
Rev. 12/07

37 Basketball (Girls)  
31 Basketball (Boys)  
65 Indoor Track (Girls)  
90 Indoor Track (Boys)  
28 Swimming & Diving (Girls)  
24 Swimming & Diving (Boys)  
18 Wrestling (Boys)

**Spring Sport** (*List Total Number of Participation Responses*)

51 Baseball (Boys)  
28 Fast Pitch Softball (Girls)  
14 Tennis (Girls)  
19 Tennis (Boys)  
65 Track (Girls)  
90 Track (Boys)

**Non-KHSAA Championship Sports** (*From Student Survey T-61 Question 10*)

225 Archery  
127 Field Hockey  
271 Bowling  
49 Gymnastics (Boys)  
86 Gymnastics (Girls)  
81 Ice Hockey  
129 Lacrosse (Boys)  
10 Lacrosse (Girls)  
163 Rifle  
77 Rodeo  
0 Slow Pitch Softball  
59 Volleyball (Boys)  
0 Water Polo  
115 Weightlifting

**Number of Students who participate in Intramural Sports**

(*From Student Survey T-61 Question 5*)

<u>Sport</u>	<u>Number</u>
Basketball	97
Football	14
Frisbee	29
Soccer	24

**List Intramural Sports students are interested in adding:**

(From Student Survey T-61 Question 6)

Form T-63

Rev. 12/07

<u>Sport</u>	<u>Number</u>
Baseball	14
Dodge ball	12
Frisbee	26
Lacrosse	13
Ping Pong	14

**Participation in Non-School Sports Activities**

(From Student Survey T-61 Question 7)

<u>Sport</u>	<u>Number</u>
Baseball	40
Basketball	63
Soccer	53
Dance	36
Volleyball	23

**Reasons for not participating in interscholastic athletics**

(From Survey Question 8)


- 275 I prefer other activities such as band, chorus, etc.
- 370 I don't have time
- 67 The practice schedules and game times are inconvenient
- 60 The sport I like isn't offered
- 72 It's too expensive
- 64 I prefer to participate in club or intramural sports
- 132 Working
- 195 Other:

Family Commitments

Student Suggestions to encourage participation

Less practice, Advertise more, have fun

Principal's Signature



Date

4/9/8

2007-2008 INTERSCHOLASTIC ATHLETICS STUDENT SURVEY

KHSAA  
Form T61  
Rev. 12/07

1. Is the School District offering the interscholastic sport(s) you want to play?

- Yes  
 No, I want to play \_\_\_\_\_  
 I am not interested in athletics

2. During the **fall season**, which sport would you like to play?

- Football  
 Volleyball (Girls)  
 Cross Country (Boys)  
 Cross Country (Girls)  
 Golf (Boys)  
 Golf (Girls)  
 Soccer (Boys)  
 Soccer (Girls)  
 I would not participate

3. During the **winter season**, which sport would you like to play?

- Basketball (Boys)  
 Basketball (Girls)  
 Swimming & Diving (Boys)  
 Swimming & Diving (Girls)  
 Wrestling (Boys)  
 Indoor Track (Boys)  
 Indoor Track (Girls)  
 I would not participate

4. During the **spring season**, which sport would you like to play?

- Track (Boys)  
 Track (Girls)  
 Tennis (Boys)  
 Tennis (Girls)  
 Fast Pitch Softball (Girls)  
 Baseball (Boys)  
 I would not participate

5. Do you participate in intramural sports? If yes, which sports(s)?

- Yes \_\_\_\_\_  
 No \_\_\_\_\_

6. Which intramural sports, if any, would you like to see added?

\_\_\_\_\_

7. Do you participate in non-school sport activities? If you do, which sport(s)?  
\_\_\_\_\_ Yes \_\_\_\_\_  
\_\_\_\_\_ No \_\_\_\_\_

8. Are you currently participating in interscholastic athletics during any season?  
\_\_\_\_\_ Yes  
\_\_\_\_\_ If no, why don't you participate in interscholastic athletics?  
\_\_\_\_\_ I prefer other activities such as band, chorus, etc.  
\_\_\_\_\_ I don't have time  
\_\_\_\_\_ The practice schedules and game times are inconvenient  
\_\_\_\_\_ The sport I like isn't offered  
\_\_\_\_\_ It's too expensive  
\_\_\_\_\_ I prefer to participate in club or intramural sports  
\_\_\_\_\_ Working  
\_\_\_\_\_ Other  
\_\_\_\_\_

9. Do you have any suggestions to encourage participation?  
\_\_\_\_\_  
\_\_\_\_\_  
\_\_\_\_\_  
\_\_\_\_\_

10. Which Non-KHSAA championship sport would you like to play?  
\_\_\_\_\_ Archery  
\_\_\_\_\_ Field Hockey  
\_\_\_\_\_ Bowling  
\_\_\_\_\_ Gymnastics (Boys)  
\_\_\_\_\_ Gymnastics (Girls)  
\_\_\_\_\_ Ice Hockey  
\_\_\_\_\_ Lacrosse (Boys)  
\_\_\_\_\_ Lacrosse (Girls)  
\_\_\_\_\_ Rifle  
\_\_\_\_\_ Rodeo  
\_\_\_\_\_ Slow Pitch Softball  
\_\_\_\_\_ Volleyball (Boys)  
\_\_\_\_\_ Weightlifting  
\_\_\_\_\_ I would not participate

**OPTIONAL**

**Name:** \_\_\_\_\_  
**Age:** \_\_\_\_\_

**Male:** \_\_\_\_\_  
**Female:** \_\_\_\_\_  
:  
(check one)

7. Do you participate in non-school sport activities? If you do, which sport(s)?  
\_\_\_\_\_ Yes \_\_\_\_\_  
\_\_\_\_\_ No \_\_\_\_\_

8. Are you currently participating in interscholastic athletics during any season?  
\_\_\_\_\_ Yes  
\_\_\_\_\_ If no, why don't you participate in interscholastic athletics?  
\_\_\_\_\_ I prefer other activities such as band, chorus, etc.  
\_\_\_\_\_ I don't have time  
\_\_\_\_\_ The practice schedules and game times are inconvenient  
\_\_\_\_\_ The sport I like isn't offered  
\_\_\_\_\_ It's too expensive  
\_\_\_\_\_ I prefer to participate in club or intramural sports  
\_\_\_\_\_ Working  
\_\_\_\_\_ Other  
\_\_\_\_\_

9. Do you have any suggestions to encourage participation?  
\_\_\_\_\_  
\_\_\_\_\_  
\_\_\_\_\_  
\_\_\_\_\_

10. Which Non-KHSAA championship sport would you like to play?  
\_\_\_\_\_ Archery  
\_\_\_\_\_ Field Hockey  
\_\_\_\_\_ Bowling  
\_\_\_\_\_ Gymnastics (Boys)  
\_\_\_\_\_ Gymnastics (Girls)  
\_\_\_\_\_ Ice Hockey  
\_\_\_\_\_ Lacrosse (Boys)  
\_\_\_\_\_ Lacrosse (Girls)  
\_\_\_\_\_ Rifle  
\_\_\_\_\_ Rodeo  
\_\_\_\_\_ Slow Pitch Softball  
\_\_\_\_\_ Volleyball (Boys)  
\_\_\_\_\_ Weightlifting  
\_\_\_\_\_ I would not participate

**OPTIONAL**

**Name:** \_\_\_\_\_  
**Age:** \_\_\_\_\_

**Male:** \_\_\_\_\_  
**Female** \_\_\_\_\_  
:  
(check one)



**2007-2008 KHSAA TITLE IX ATHLETICS AUDIT**  
**Checklist - Overall Interscholastic Athletics Program**

KHSAA  
Form T41  
Rev. 12/07

**DIRECTIONS:**

For the Areas of Compliance (Opportunities and Benefits) listed on the left hand side of the page, place a checkmark under the appropriate column identifying whether your school provided an advantage to the Girls' Program, or to the Boys' Program or to Neither Program. A review of T-35 and T-36 spending patterns might be helpful in completing this form.

Areas of Compliance:	ADVANTAGE TO:		
	GIRLS' PROGRAM	BOYS' PROGRAM	NEITHER PROGRAM
<b>OPPORTUNITIES</b>			
Accommodation of Interest and Abilities			✓
<b>BENEFITS</b>			
Equipment and Supplies			✓
Scheduling of Games and Practice Time			✓
Travel and Per Diem Allowances			✓
Coaching			✓
Locker Rooms, Practice and Competitive Facilities			✓
Medical and Training Facilities and Services			✓
Publicity			✓
Support Services			✓
Athletic Scholarships			✓
Tutoring			✓
Housing and Dining Facilities and Services			✓
Recruitment of Student Athletes			✓

If an advantage is shown, corrective action should be shown on T-60 (Corrective Action Plan).

Principal's Signature:  Date: 4/9/8

**2007-2008**  
**ACCOMMODATION OF INTERESTS AND ABILITIES**  
**SUMMARY PROGRAM CHART 1**

KHSAA  
Form T1  
Rev.12/07

**Participation Opportunities Test One**

		(Column 1)	(Column 2)	(Column 3)	(Column 4)
	Program	Enrollment	Percentage of Total Enrollment	Number of Interscholastic Participants (double and triple count)	Percentage of Total Participation
Row 1	GIRLS	1019	48%	341	42%
Row 2	BOYS	1100	52%	476	58%
Row 3	Totals	2119	100%	817	100%

Instructions:

\*Number of 8<sup>th</sup> grade students & below used in Column 3 and Column 4 calculations if applicable: \_\_\_\_\_

- 1) Determine the total number of girls enrolled, (place in Row 1, Column 1). Determine the total number of boys enrolled, (place in Row 2, Column 1).
- 2) Add the total number of girls and boys enrolled to determine total enrollment, (place in Row 3, Column 1).
- 3) Calculate the percentage of total enrollment that is female. (Divide Row 1, Column 1 by Row 3, Column 1 and place in Row 1, Column 2.) Calculate the percentage of total enrollment that is male. (Divide Row 2, Column 1 by Row 3, Column 1 and place in Row 2, Column 2.) Note: Row 1, Column 2 plus Row 2, Column 2 should total 100%.
- 4) Ask the head coaches to review the most updated eligibility or squad lists for their teams. Ask coaches to confirm the names of those individuals who are on the team as of the first **date of regular season competition**, and cross out the names of those who were cut from the team or quit the team prior to the first regular season competitive event. Determine the total number of interscholastic athletics participants that are girls, (and place in Row 1, Column 3). In order to determine the total number of athletics participants, an individual should be counted each time he or she participates on a team. For example, if Jane Doe competes on the varsity volleyball team, the junior varsity volleyball team, the junior varsity basketball team, and the varsity softball team, she should be counted as four participants (**do not include club or intramural sports participants, cheerleaders, dance teams, or pom squads**). Calculate the same way for boys and girls. \* In addition, should 8<sup>th</sup> grade students and below play on a Freshman, Junior Varsity, or Varsity team, they should also be counted for each team and sport on which they participate. If applicable, please asterisk the above notation as to how many 8<sup>th</sup> grade students & below are included in the totals.  
Using the same procedure, determine the total number of interscholastic athletic participants that are boys, (and place in Row 2, Column 3). Add Row 1, Column 3 plus Row 2, Column 3 to get total participants and place in Row 3, Column 3.
- 5) Calculate the percentage of female participation. (Row 1, Column 3 divided by Row 3, Column 3 and place in Row 1, Column 4.) Calculate the percentage of male participation. (Row 2, Column 3 divided by Row 3, Column 3 and place in Row 2, Column 4.) Note: Row 1, Column 4 plus Row 2, Column 4 should total 100%.

Note: While being within three percent is not a formal compliance standard; if the percent listed in Row 1, Column 4 is within 3% of Row 1, Column 2, then it provides a good target within which compliance is likely.

Principal's Signature: \_\_\_\_\_

Date: \_\_\_\_\_

Copyright 1999, Good Sports, Inc., Title IX and Gender Equity Specialists. All rights reserved.

**2007-2008  
ACTUAL EXPENDITURES - PROGRAM COMPARISON CHART 1  
TO INCLUDE BOOSTER CLUB FUNDING**

	equipment and supplies		travel		awards		coaches' salaries (to include supplemental and extended employment; dollar amount required)	facilities improvements	publications (if sport-specific)			
	School	Booster	School	Booster	School	Booster			School	Booster		
G basketball	2742.60	290.52	—	400	—	868.78	10975	3	3	—	2035.36	—
B basketball	4479.97	—	982.92	—	20	—	11165.12	4	3	—	—	—
G softball	—	24,486.66	—	10,749.70	—	620.18	10,975	3	2	—	—	—
B baseball	—	10,000	300	6000	—	5800	10,200	6	2	—	10,000	500
G cross country	—	1255.78	—	2435.54	—	420.95	2562.80	2	3	—	—	—
B cross country	—	1255.78	—	2435.54	—	420.95	256.50	2	3	—	—	—
G golf	395	1100.52	—	1004.87	—	—	1575	1	1	—	25	—
B golf	670	4572	—	1249.02	—	—	1575	1	2	—	25	—
G soccer	—	2843	—	—	—	850	10,975	3	2	—	—	4000
B soccer	—	3287	—	3095.94	—	—	15,700	5	2	—	—	3066.21
G swimming	—	1620	—	340	—	312	2750	1	1	—	—	—
B swimming	—	1380	—	290	—	265	2750	1	1	—	—	—

1. Total expenditures on T-35 and T-36 on the 2007-2008 year report due by April 15, 2008, should reflect the total monies spent (rounded off to nearest dollar) for the entire school year of 2006-2007 ending June 30, 2007.
2. Booster Club Funding/Contributions must be included in the above expenditures total. (Note: It is illegal for coaches to be paid by Booster Clubs - Reference KHSAA Bylaw 27)

Principal's Signature: \_\_\_\_\_

Date: \_\_\_\_\_

**2007-2008  
ACTUAL EXPENDITURES - PROGRAM COMPARISON CHART 2  
TO INCLUDE BOOSTER CLUB FUNDING**

	equipment and supplies		travel		awards		coaches' salaries (to include supplemental and extended employment; dollar amount required)	# of Coaches / # of Teams for all levels	facilities improvements		publications (if sport-specific)		
	School	Booster	School	Booster	School	Booster			School	Booster	School	Booster	
G track	43	4200	-	1240	-	420	3950	2	2	-	9456.30	-	-
B track	87	5800	-	1740	-	580	3950	2	2	-	13058.70	-	-
G tennis	-	398	-	-	-	342	2362.50	2	1	-	-	-	-
B tennis	-	544.60	-	-	-	472.52	2342.50	2	1	-	-	-	-
G volleyball	-	300	-	1200	250	400	11164	4	3	500	500	-	100
B wrestling	-	-	-	226.38	-	377.70	5500	2	3	-	-	-	-
G (list sport)	-	-	-	-	-	-	-	-	-	-	-	-	-
B football	18,200	-	4300	4400	-	600	38,000	7	3	-	67,543	-	1200
G (list sport)	-	-	-	-	-	-	-	-	-	-	-	-	-
B (list sport)	-	-	-	-	-	-	-	-	-	-	-	-	-

- Total expenditures on T-35 and T-36 on the 2007-2008 year report due by April 15, 2008, should reflect the total monies spent (rounded off to nearest dollar) for the entire school year of 2006-2007 ending June 30, 2007.
- Booster Club Funding/Contributions must be included in the above expenditures totals.  
Indicate percentage of total expenditures for each gender: (if disparities are obvious, list on your Corrective Action Plan (T-60) what action you will take to correct the problem).

Gender	Expenditures	Percentage
Boys	\$ 273,032.97	66%
Girls	\$ 138,174.76	34%
Total:	\$ 411,207.74	100%

Principal's Signature:  Date: 4/9/8



**KENTUCKY HIGH SCHOOL ATHLETIC ASSOCIATION  
2007-2008 ANNUAL VERIFICATION OF TITLE IX PROCEDURES**

*KHSAA Form GE19  
Rev.12/07*

(To be submitted by April 15, 2008 along with other required forms)

The Paul Laurence Dunbar High School, Lexington, Kentucky  
(Name of High School) (City)

certifies to the Kentucky High School Athletic Association that the following is an accurate and true representation of the facts surrounding compliance with 20 U.S.C. Sections 1681-1688, et. Seq. (also known as Title IX)

**I certify the following provisions in accordance with records at the school contained in the permanent Title IX file, at least one copy of which must be maintained in the Principal's office, and to the best of my knowledge have completed the following tasks.**

Established a gender equity committee at the high school. (list committee personnel and provide attachment if necessary)

Name	Address	Phone	Title
(Supt., Principal, Student, Parent, Coach, Etc.)			
Emily Coleman			Assistant AD
Deanne Smith			Head Counselor
Lee Jonas			Intramural Director
Meg Davis			Parent
Tyra Rowe			Parent
Steven Willis			Student
Kristy McIntosh			Student

Scheduled a minimum of three meetings during the 2007-2008 school year on the following dates:

October	29th	2007
March	24th	2008
May	12th	2008

Designated the following person(s) as the Title IX coordinator for the school:

Name	Title	Address	Phone
Emily Coleman	Assistant AD		859-381-3546

Designated the following person(s) as the Title IX coordinator for the district:

Name	Title	Address	Phone
Don Adkins	Fayette Co. AD		859-381-4769

School personnel are continuing to make periodic reviews of the boys' and girls' athletics program reflected in the Corrective Action Plan.

In addition to the above information, the above referenced school maintains a complete permanent file relative to Title IX records including copies of the self-assessment audit, all corrective action plans, and other related materials.

Principal's Signature \_\_\_\_\_ Date 4/9 2008

Superintendent Signature \_\_\_\_\_ School Board Chairpersons' Signature \_\_\_\_\_  
(Send original copy to KHSAA - Maintain duplicate in Title IX school folder)

2007-2008  
TITLE IX

SCHOOL NAME


P. L. Dunbar High School

CORRECTIVE ACTION PLAN

**DIRECTIONS:**

1. For Column 1, indicate the intended area (Opportunities or Benefits) which needs corrective action in order to achieve gender equity. For Column 2, write the suggested change or activities that will correct the area in need of alteration. For Column 3, include the estimated completion date for the changes or activities.
2. It is possible to attain compliance with Title IX and no longer need "corrective" action. However, the KHSAA strongly encourages compliant schools to identify items for improvement (Column 1), activities to accomplish the improvement (Column 2) and a timetable for completion (Column 3) that will strengthen the athletic program.
3. You may copy this form as needed. Please attach corrective action plans along with audit forms and submit by April 15, 2008.

COLUMN 1 ITEM FOR CORRECTION/ IMPROVEMENT	COLUMN 2 SUGGESTED CHANGE/ ACTIVITIES	COLUMN 3 TIME TABLE FOR CORRECTIVE ACTION/ AND OR COMPLETION DATE
Expenditures from Football Program Addition of weight room	All students have access to weight room - PE classes, All sports teams, science classes and faculty members	Coaches / teachers / student sign up to use facilities - weight room

Principal's Signature: 

Date: 4/9/08

**2007-2008  
ACCOMODATION OF INTERESTS AND ABILITIES  
SUMMARY PROGRAM CHART 4**

**Levels of Competition Test One**

		Column 1	Column 2	Column 3
Girls	Team Levels	Number of Teams Currently Offered	Number of Participants	Percentage of Participants at Each Level
Row 1	varsity:	9	183	54%
Row 2	j.v.:	6	114	33%
Row 3	frosh:	4	44	13%
Row 4	total:	19	341	100%
<b>Boys</b>				
Row 5	varsity:	10	263	55%
Row 6	j.v.:	8	148	31%
Row 7	frosh:	4	65	14%
Row 8	total:	22	476	100%

- Column 1, list the number of interscholastic teams offered for girls and boys at each competitive level; varsity, junior varsity, and freshman. (Refer to Form T-2, Accommodation of Interests and Abilities, Summary Program Chart 2, Column 1.)
- For Column 2, list the number of participants at each level. For girls, total the entries in Rows 1, 2, and 3 into Row 4. For boys, total the entries in Rows 5, 6, and 7 into Row 8. (Refer to Form T-2, Accommodation of Interests and Abilities, Summary Program Chart 2, Column 2.)
- For Column 3, calculate the percentage of female and male participants at each level.  
For girls' varsity, junior varsity, and frosh, respectively:  
Divide Column 2, Row 1 by Column 2, Row 4, and place the percentage in Column 3, Row 1  
Divide Column 2, Row 2 by Column 2, Row 4, and place the percentage in Column 3, Row 2.  
Divide Column 2, Row 3 by Column 2, Row 4, and place the percentage in Column 3, Row 3.  
  
For boys' varsity, junior varsity, and frosh, respectively:  
Divide Column 2, Row 5 by Column 2, Row 8, and place the percentage in Column 3, Row 5.  
Divide Column 2, Row 6 by Column 2, Row 8, and place the percentage in Column 3, Row 6.  
Divide Column 2, Row 7 by Column 2, Row 8, and place the percentage in Column 3, Row 7.

Principal's Signature: \_\_\_\_\_ Date: 4/9/8

**2007-2008**  
**ACCOMMODATION OF INTERESTS AND ABILITIES**  
**SUMMARY PROGRAM CHART 3**

KHSAA  
 Form T3  
 Rev. 12/07

**Participation Opportunities Test Three**

FOR ANY QUESTION ANSWERED "YES" IDENTIFY THE RESPECTIVE SPORT(S).

	GIRLS (Yes / No)		BOYS (Yes / No)
1. For a sport <u>not</u> currently offered in your interscholastic athletics program, is there sufficient interest to form a viable interscholastic team based on participation on an intramural team.	NO		
2 For a sport <u>not</u> currently offered, is there sufficient interest, based on the responses to your most recent Student Interest Survey, to form a viable interscholastic team for a sport not currently offered. If yes, what sport?	NO		
3. For a sport currently offered at the junior varsity or freshman level is there sufficient interest, based on your most recent Student Interest Survey, to form a varsity team not currently offered?	NO		
4. For a sport currently offered at the varsity level only, is there sufficient interest, based on your most recent Student Interest Survey, to form a viable team for a junior varsity or freshman team that is not currently offered?	NO		
5. If you answered YES to question (1), (2), (3), or (4), are there enough high schools in the geographic area offering the sport (at the appropriate level) to allow for the development of a reasonable schedule of competition?	N/A		

Plans to Address Interest:

Principal's Signature :



Date:





**2007-2008**  
**ACCOMMODATION OF INTERESTS AND ABILITIES**  
**SUMMARY PROGRAM CHART 2**

KHSAA  
 Form T2  
 Rev. 12/07


**Participation Opportunities Test Two**

		Column 1	Column 2	Column 3	Column 4	Column 5
Program		Number of Teams Currently Offered	Number of Participants	Number of Teams Added Since the beginning of the 2003-2004 School Year	Current Number of Participants for each team added Since the beginning of the 2003-2004 School Year	Percent of Total Participation By Sex Added Since the beginning of the 2003-2004 School Year
GIRLS	Row 1	varsity:	9	183	0	—
	Row 2	j.v.:	6	114	0	—
	Row 3	frosh:	4	44	2	22
	Row 4	total:	19	341	2	22
BOYS	Row 5	varsity:	10	263	0	—
	Row 6	j.v.:	8	148	0	—
	Row 7	frosh:	4	65	0	—
	Row 8	total:	22	476	0	—

- 1) For Column 1, list the number of interscholastic teams offered for girls and boys at each competitive level (varsity, junior varsity, and freshman). For girls, total each of the entries in Rows 1, 2, and 3 into Row 4. For boys, total Rows 5, 6, and 7 into Row 8.
- 2) For Column 2, list the number of participants at each level. For girls, total each of the entries in Rows 1, 2, and 3 into Row 4. For boys, total Rows 5, 6, and 7 into Row 8. **Note:** The totals in Row 4 for girls and in Row 8 for boys must be the same as the totals in Form T-1, Column 3, Rows 1 and 2 respectively.
- 3) For Column 3, list the number of interscholastic teams that have been added in the last five years at each competitive level. Count each team added during the 5 year period only one time. e.g. Girl's junior varsity soccer was added 3 years ago, count the team only once, not 3 times. For girls, total the entries in Rows 1, 2, and 3 into Row 4. For boys, total Rows 5, 6, and 7 into Row 8.
- 4) For Column 4, list the number of participants that are **currently** on each level of the teams that were added in the last five years. If a team was added previously but no longer exists, there are no current participants to be added for that team. For girls, total the entries in Rows 1, 2, and 3 into Row 4. For boys, total Rows 5, 6, and 7 into Row 8.
- 5) For Column 5, calculate the percentage of participants that have been added in the last five years. For girls, take the number in Column 4, Row 4 and divide by the number in Column 2, Row 4. For boys, take the number in Column 4, Row 8 and divide it by the number in Column 2, Row 8.

Note: If the percentage of current participants added in the last five years is 25% or greater, compliance with Test Two may be possible. If less than 25%, then compliance with Test Three should be analyzed. **CAUTION:** 25% is not a formal compliance standard.

Principal's Signature: \_\_\_\_\_



Date: \_\_\_\_\_

4/8/8